

The BlueStar line of pro-style ventilation products are designed to clear the air of smoke, grease and odor. Seamless design is paired with heavy-duty construction to offer uncompromised durability, functionality and style. Customize with over 1,000+ colors and finishes to make a statement piece in any home kitchen.

PRODUCT FEATURES


- Commercial-grade stainless steel construction
- Welded seamless corners
- Commercial-style stainless steel baffle filter system
- 3-speed blower / variable light control
- Halogen lights
- Accommodates top discharge only
- 30" & 36" models: 600 CFM internal fan included
- Included duct cover heights: 18", 24", 30" & 36"
Also available in 42" & 48" for additional charge

Blower Options:

In-hood Blowers: 600 & 1200CFM

In-line Blowers: 800 & 1200CFM

Remote Blowers: 1000 & 1400CFM



MODELS AVAILABLE

30" Manhattan Island Hood	BS-MANH-I-30-SS
36" Manhattan Island Hood	BS-MANH-I-36-SS
42" Manhattan Island Hood	BS-MANH-I-42-SS
48" Manhattan Island Hood	BS-MANH-I-48-SS
54" Manhattan Island Hood	BS-MANH-I-54-SS
60" Manhattan Island Hood	BS-MANH-I-60-SS
66" Manhattan Island Hood	BS-MANH-I-66-SS

Customization Options:

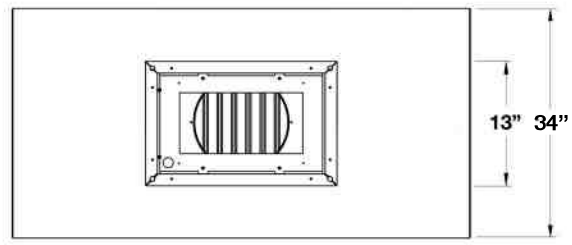
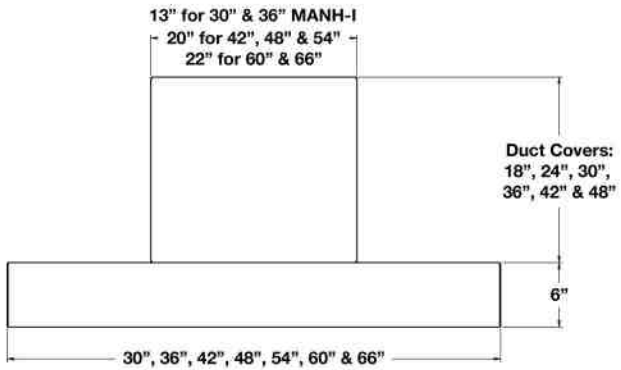
- 1,000+ Colors & Finishes
- Designer Metals
- Custom Strapping & Rivets
- Full Custom Options

BLOWER OPTIONS	IN-HOOD		IN-LINE		REMOTE		DISCHARGE	
	600	1200	800	1200	1000	1400	TOP	REAR
MODEL #	BS-CFM-600	BS-CFM-1200	ATEX-0.8	ATEX-1.2	HYEX-1.0-GA	HYEX-1.4-GA		
BS-MANH-I-30-SS	*		*	*	*	*	*	
BS-MANH-I-36-SS	*	*	*	*	*	*	*	
BS-MANH-I-42-SS	*	*	*	*	*	*	*	
BS-MANH-I-48-SS	*	*	*	*	*	*	*	
BS-MANH-I-54-SS	*	*	*	*	*	*	*	
BS-MANH-I-60-SS	*	*	*	*	*	*	*	
BS-MANH-I-66-SS	*	*	*	*	*	*	*	

Denotes blower compatible with specific ventilation hood size. ATEX In-line and HY-EX Remote designated blowers are not compatible with this ventilation hood.

Specifications subject to change without notice.

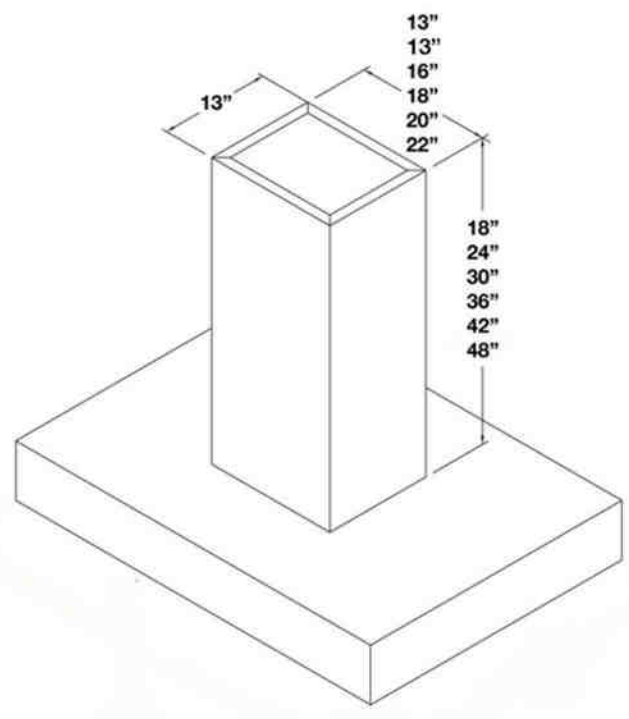
VENTILATION HOOD DIMENSIONS:



DUCT COVER OPTIONS:

"xx" designates width of hood in model number. (*) denotes duct covers available at no charge when purchased with hood.

- 18" Duct Cover * DC-18-MANH-XX-I-SS
- 24" Duct Cover * DC-24-MANH-XX-I-SS
- 30" Duct Cover * DC-30-MANH-XX-I-SS
- 36" Duct Cover * DC-36-MANH-XX-I-SS
- 42" Duct Cover DC-42-MANH-XX-I-SS
- 48" Duct Cover DC-48-MANH-XX-I-SS



PRODUCT INFORMATION:

APPEARANCE:

- Style: Chimney
- Mounting Type: Island
- Venting Type: Ducted
- Installation: Ceiling Mounted

ELECTRICAL:

- 120Volt, 10amp
- Energy Star: No