

Add a special layer of high-performance, commercial quality to your home kitchen with a BlueStar Salamander Broiler. The four-position, adjustable grilling rack delivers perfect results, from “Pittsburgh-rare” steaks, to crispy chicken, to delicately broiled crab cakes, with cooking time virtually cut in half.

### PRODUCT FEATURES

- Heavy-duty, commercial stainless steel construction
- Two independently controlled 11,000 BTU infrared ceramic burners
- 215 square inches of cooking space
- Large removable heavy-duty grilling rack
- Automatic electric ignition and re-ignition system
- Available in Natural or LP gas

### SPECIFICATIONS

**Product Dimensions:** 25"W x 15"D x 14.625"H

**Top Burner Rating:** 11,000 BTUs

**Electrical Requirements:** 120V, 60Hz, 15 AMPS, 1 PH  
(Unit must be on a Non-GFI, dedicated outlet)

**Operating Gas Pressure:** NAT: 5.0" WC, LP: 10" WC

**Gas Line Size:** 1/2"

**Installation Clearance:** See installation manual



### MODEL CONFIGURATION

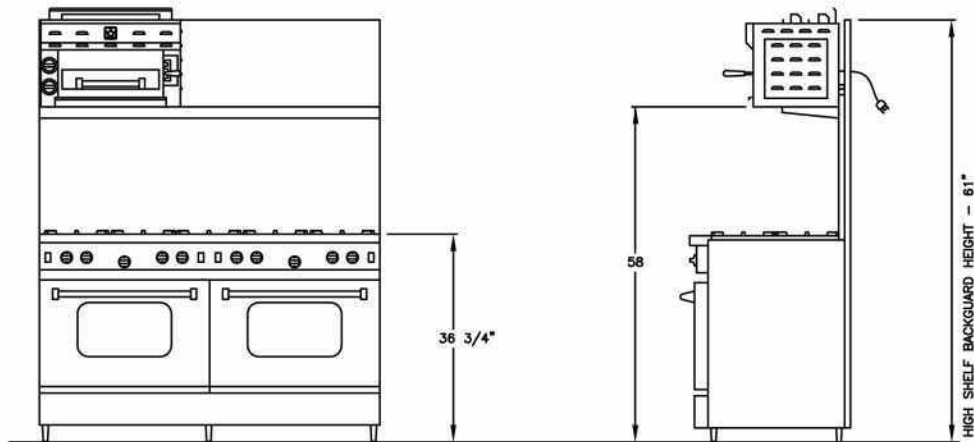
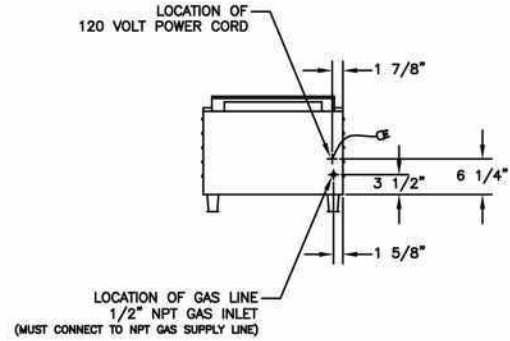
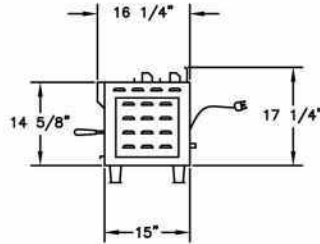
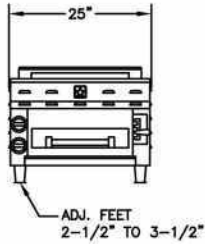
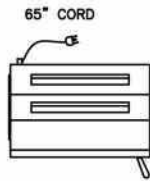
Salamander Broiler	PRZSAL24V2
<b>Wall Mount Accessories:</b>	
24" Wall Mount without shelf	PRZSALWM
36" Wall Mount with shelf	PRZSAL36WM
48" Wall Mount with shelf	PRZSAL48WM
60" Wall Mount with shelf	PRZSAL60WM

### ADDITIONAL CUSTOMIZATION OPTIONS

- Knob colors
- Trim options

*All specifications subject to change without notice.  
Contact BlueStar Customer Service at (800) 449 - 8691  
prior to installation or site preparation.*

## BLUESTAR SALAMANDER BROILER SERIES



### SPECIFICATIONS:

- TWO INDEPENDENTLY CONTROLLED INFRARED BURNERS:  
RATING FOR EACH BURNER \_ \_ \_ \_ 11,000 BTU
- ELECTRICAL REQUIREMENTS \_ \_ \_ \_ 120V, 60Hz, 15 AMPS, 1 PH  
(UNIT MUST BE ON A NON-GFI, DEDICATED OUTLET)
- OPERATING GAS PRESSURE \_ \_ \_ \_ NAT: 5.0" WC  
LP: 10.0" WC

### INSTALLATION NOTES:

- THIS UNIT MUST BE INSTALLED WITH A HOOD.
- HOOD SIZE AND CFM WILL VARY DEPENDING ON SIZE OF RANGE.
- FOR A COUNTER TO MODEL A MINIMUM SHOULD BE A 36" 900 CFM IS RECOMMENDED.
- MINIMUM COUNTER TOP HEIGHT INSTALLATION IS 48".
- COUNTER TOP UNITS MUST BE INSTALLED WITH FACTORY SUPPLIED LEGS.
- INSTALLATION CLEARANCE:
  - 6" SIDE WALL OR TOP CABINETS
  - 0" REAR WALL (REAR WALL MUST BE NON-COMBUSTIBLE AND UNIT MUST BE INSTALLED USING OUR WALL MOUNT BRACKET)