

The newly redesigned electric wall oven featuring an enhanced touchscreen, industry-leading capacity, and unmatched customization is the perfect addition to any home cook's kitchen.

## PRODUCT FEATURES

- New oversized, intuitive, full-color touchscreen with unique customization capabilities
- Extra-large oven capacity, overall capacity of 9.2 cu ft & industry leading usable capacity of 7.1 cu ft
- Built-in temperature-controlled baking stone for perfect artisan breads & pizzas
- Professional-level performance with 9 cooking modes plus temperature probe, delayed start, timed cook, warm, and Sabbath features
- Fits full-size commercial sheet pans & includes a full-extension rack
- Unmatched customization: choose from 1,000+ colors and 10 metal finishes or custom colors
- Easy to clean, 90-minute express cycle
- Handcrafted in Pennsylvania since 1880

## SPECIFICATIONS

Oven Dimensions: 30"W x 25.875"D x 49 3/4"H

Oven Interior: 26.438"W x 20"D x 15"H

Top Oven Bake Element Rating: 2,500 watts

Top Oven Broiler Element Rating: 5,000 watts

Bottom Oven Bake Element Rating: 2,500 watts

Bottom Oven Broiler Element Rating: 2,500 watts

Oven Heat Assist Element Rating: 1,800 watts

Electrical Requirements: 240V, 60Hz, 50 AMPs, 1 PH

Overall Capacity: 9.18 cubic feet

Usuable Capacity: Upper Oven 3.52 cu ft

Lower Oven 3.55 cu ft



## MODEL CONFIGURATION

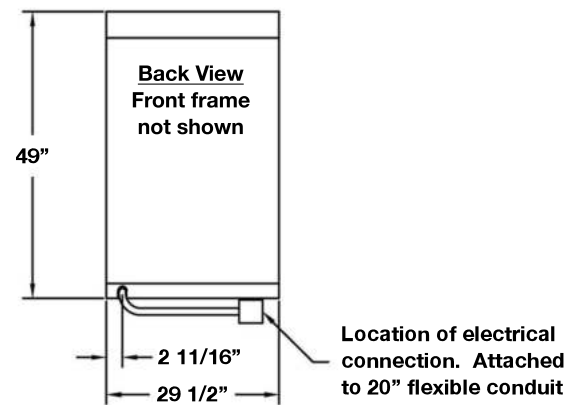
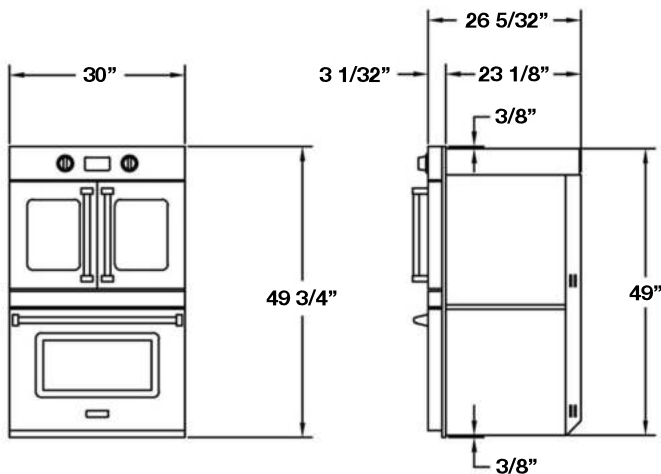
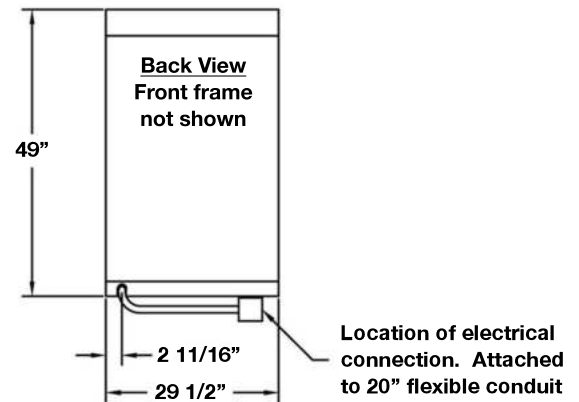
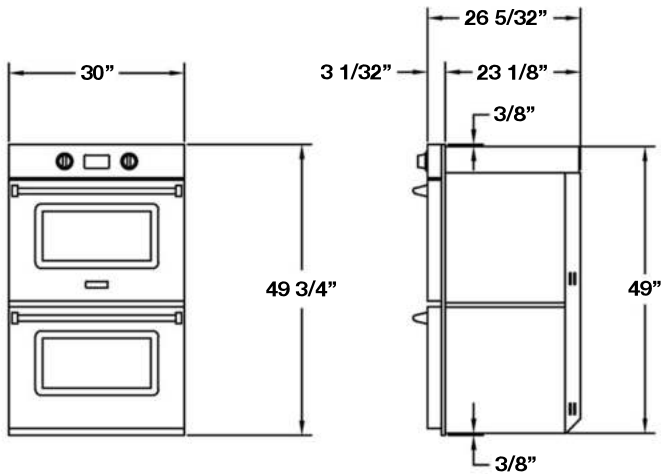
Double Electric Wall Oven  
with Drop Down Doors

BSDEWO30DDV3

## ADDITIONAL CUSTOMIZATION OPTIONS

- 1,000+ Colors & finishes
- Knob colors
- Trim options
- Custom touchscreen

*All specifications subject to change without notice.  
Visit [www.bluestarcooking.com](http://www.bluestarcooking.com) prior to site preparation  
or installation.*



## SPECIFICATIONS:

### TOP OVEN:

- 30" OVEN: 26.25"W x 20"D x 15"H
- OVEN BROILER ELEMENT RATING: 5000 WATTS
- OVEN BAKE ELEMENT RATING: 2500 WATTS
- OVEN HEAT ASSIST ELEMENT: 1800 WATTS

### BOTTOM OVEN:

- 30" OVEN: 26.25"W x 20"D x 15"H
- OVEN BROILER ELEMENT RATING: 2500 WATTS
- OVEN BAKE ELEMENT RATING: 2500 WATTS
- OVEN HEAT ASSIST ELEMENT: 1800 WATTS

- ELECTRICAL REQUIREMENTS: 240V, 60Hz, 50 AMPS, 1 PH  
(UNIT MUST BE ON A NON-GFI, DEDICATED OUTLET)

