

D2E146 Series Centrifugal Blower

Ø 146mm 4-speed



■ AC dual inlet, forward curved centrifugal blower operates at 4 air flow levels. Via brackets, the standard external-rotor motor is mounted to one side of the scroll housing.

■ Scroll housing with integrated terminal box made of polypropylene reinforced with French chalk, colored in black. D2E146-HT: impeller made of galvanized steel. D2E146-HS and HR: impeller made of polypropylene in natural color.

■ Direction of rotation is CCW as seen on plug. Insulation class "F".

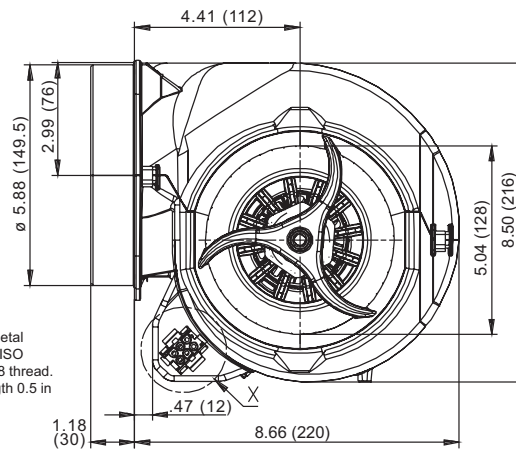
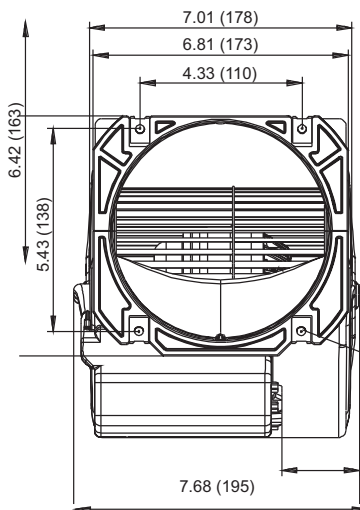
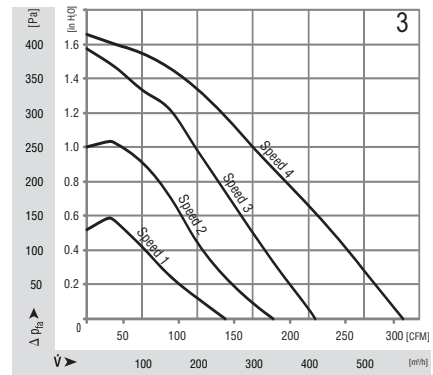
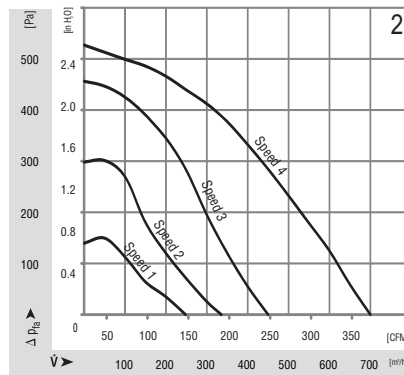
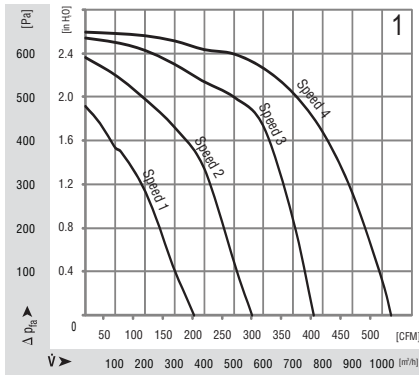
■ Cable harness must be ordered separately.

Part Number	Inches	(mm)
21956-4-1040	11.81	(300)
21957-4-1040	17.72	(450)
21958-4-1040	25.60	(650)
21959-4-1040	39.37	(1000)

■ VDE/CE approvals. UL on request.

Part Number	Curve	CFM @ 0	VAC	Hertz	Power (W)	dBA	Max Amb. Temp C	Bearing Type	Min Back Pressure (in. wg)
D2E146-HT65-49	1	582	115	60	455	64	45	Ball	0.4
D2E146-HS97-71	2	300	230	60**	215	54	40	Ball	0.6
D2E146-HR93-03*	3	205	230	60**	160	55	45	Ball	0.6

* Non UL approved ** 50 Hz data available.



4x sheet metal nut for EN ISO 1478-ST4.8 thread. Screw length 0.5 in (12.5 mm)

Wiring Diagram View X

AMP Universal
MATE-N-LOCK
Housing # 926 682-3
Wire Pin # 926 866-1

